



# **Bethal Primary School**

## **Newsletter**

**We aim to be an outstanding, connected and curious community of learners who are engaged in purposeful learning across all curriculum areas**

**Month: June 7th Issue**

**Ph: 03 9309 7626**

**[bethal.ps@education.vic.gov.au](mailto:bethal.ps@education.vic.gov.au)**

<b>Upcoming events</b>	
Monday 13th June	Queen's Birthday Public Holiday - NO SCHOOL
Tuesday 14th June	Foundation Bundoora Park Excursion
Thursday 16th June	AFL Gala Day @ Jacana
Friday 17th June	5 / 6 Interschool Sports - Bethal Vs Broadmeadows @ Bethel Primary School
Monday 20th June	56C & 56D VSSEC Excursion
Tuesday 21st June	56A & 56B VSSEC Excursion
Thursday 23rd June	Parent Teacher Conferences 10am - 6pm
Friday 24th June	Walk to school day - 8.20am @ Skate Park
Friday 24th June	Last day of Term 2 - 2.30pm finish

## Principal's Message



Dear Parents/Guardians,

I hope you are all keeping warm- it has been a very cold few weeks at school! We're still seeing quite a few students without jumpers in the morning. Please ensure that students are dressed warmly enough as it will only get colder from here on in...

### **Professional Practice Day: Friday June 3**

All of our staff had a very productive day last Friday. Staff were involved in:

- analysing student data to plan for improvement
- completing professional readings to improve their knowledge
- writing new Individual Education Plans (IEPs)

Well done to all staff for your continued dedication to enrich the lives of each and every student here at Bethal!

### **Parent Teacher Student Interviews (PSTIs) on Thursday June 23- PLEASE BOOK IN!**

- PSTIs involve parents, students and teachers in reflecting on achievement and setting future targets
- They provide a student voice to discuss performance and targets
- They allow children to see their parents and teacher interact for their benefit

This day has School Council approval to run as an alternate day. This means **your child will only be required to attend school for their 15-minute interview** with their teacher. Your child will be marked as 'Present' when they attend their interview.

Times are offered from 10:00am to 5:45pm. Each interview is allocated 15 minutes. Please book on Compass if you have not done so already.

## Specialist Interviews

Specialists will also be conducting appointments for those parents who feel they are necessary from 10am-2pm. Please note that Specialist Conferences are likely to fill up quickly as many of our specialist teachers work with 200- 300 students from across the school. To make an appointment with a specialist teacher (PE, Art, Music, Spanish), simply follow the links on Compass when you receive the Compass alert.

Finally, we can't stress enough the importance of being on time to your child's interview. Teachers will in most cases have appointments back-to-back across the day and can't extend interviews into the scheduled time of another student.

**Public Holiday:** A reminder to families that there is no school on Monday due to the Queen's Birthday public holiday. I hope that you all enjoy the extra time off with family and friends.

**Early Dismissal on the Last Day of Term:** Term Two ends Friday 24th June. The children will have an assembly in the last hour before being dismissed at 2.30pm. Please ensure you have made the necessary arrangements to have your children picked up at this time.

David Warren - Principal

أعزائي اولياء الأمور،

أتمنى أن تكونوا جميعاً دافئاً في هذا الجو البارد. لقد بدء الجو بارداً جداً منذ أسابيع قليلة وما زلنا نرى عدداً غير قليل من الطلاب بدون كنزات أو سترات في الصباح. يرجى التأكد من أن الطلاب يرتدون ملابس دافئة بما يكفي لأن الجو سيصبح أكثر برودة من الآن فصاعداً.

### يوم التدريب المهنية: الجمعة 3 حزيران

جميع موظفينا كان لديهم يوم مثمر للغاية يوم الجمعة الماضي. شارك الموظفون في:

\* تحليل بيانات الطلاب للتخطيط من أجل التحسين

\* استكمال القراءات المهنية لتحسين معرفتهم

\* كتابة خطط التعليم الفردي الجديدة

جميع الموظفين أحسنتم صنعا لتفانيكم المستمر لتعليم كل طالب هنا في باثل.

### مقابلة أولياء الأمور مع الطالب يوم الخميس 23 حزيران - يرجى الحجز!

- إشراك أولياء الأمور والطلاب والمعلمين في الإنجاز وتحديد الأهداف المستقبلية
- أنها توفر صوت الطالب لمناقشة الأداء والأهداف
- تسمح للطلاب برؤية والديهم ومعلمهم يتفاعلون من أجل مصلحتهم

هذا اليوم لدينا موافقة من مجلس المدرسة لتشغيله كيوم بديل. هذا يعني أن طفلك سيُطلب منه فقط الذهاب إلى المدرسة لإجراء مقابلة مدتها 15 دقيقة مع معلمه. سيتم وضع علامة "الحاضر" على اسم طفلك عندما يحضر المقابلة.

المواعيد متاحة من الساعة 10:00 صباحاً حتى 5:45. يتم تخصيص 15 دقيقة لكل مقابلة. إذا لم تكن قد قمت بذلك يرجى الحجز عن طريق الموقع Compass

### المقابلات المتخصصة

سيقوم المتخصصون أيضاً بإجراء مواعيد من الساعة 10 صباحاً حتى 2. يرجى ملاحظة أنه من المرجح أن تمتلئ حجوزات المتخصصة بسرعة حيث يعمل العديد من المعلمين المتخصصين لدينا مع 200-300 طالب من جميع أنحاء المدرسة. لتحديد موعد مع مدرس متخصص Music ، Art ، PE و Spanish ما عليك سوى اتباع الروابط الموجودة على Compass

أخيراً التأكيد على أهمية أن تكون في المدرسة على وقتك المحدد لمقابلة معلم طفلك. سيكون للمعلمين في معظم الحالات مواعيد متتالية على مدار اليوم ولا يمكنهم تمديد المقابلات في الوقت المحدد لطالب آخر.

### عطلة عامة

تذكير للأسر بعدم وجود مدرسة يوم الاثنين بسبب عطلة عيد ميلاد الملكة. أمل أن تستمتعوا جميعاً بقضاء إجازة إضافية مع العائلة والأصدقاء.

### الانصراف المبكر في اليوم الأخير من الفصل الدراسي

ينتهي الفصل الثاني يوم الجمعة 24 حزيران. سيكون اجتماع لجميع الطلاب في الساعة الأخيرة قبل انصرافهم في الساعة 2:30. يرجى التأكد من قيامك بالترتيبات اللازمة لأخذ أطفالك من المدرسة في هذا الوقت.

المدير

David Warren



## This month's update

As part of the Grade 1/2 inquiry unit on community helpers, Sergeant Kyla and Sergeant Ryan from the Broadmeadows Police station visited our school on Thursday 9 June as guest speakers to share their experiences policing in our neighbourhood. Students learnt about how the police keep us safe in the community, what jobs the police do and how to become a police officer. At the end of their presentation the Grade 1/2 students got to experience the inside of a police car, including very loud sirens! Mr Tran and Ms Kaygisiz each wore a 10kg police vest! We are grateful to Sergeant Kyla and Sergeant Ryan for visiting our school.



Bethal Primary has commenced its Perceptual Motor Program (PMP) for 2022. Foundation students on a weekly basis are participating in a motor skill movement program co-lead by Grade 5/6 students. These sessions are targeted to help young students to focus and improve on their balance, hand/eye co-ordination, fitness and many other fun locomotion skills and activities





## **Walk Safety to School Day**

On the last day of Term 2 Friday 24<sup>th</sup> June Bethal Primary School will participate in a Walk Safety to School Day.

All parents, staff, family, carers and guardians are encouraged to join Bethal Primary Students to walk safety to school.

We will start and meet at the Meadow Heights Skate Park / Picnic Area located at 19 Buchan St, Meadow Heights at approximately 8.20am.

Joining a member of the Victoria Police and a representative from the Active Schools Network, students will walk approximately 1km along the bike path and creek towards school to start the day.

All staff are encouraged to wear their fluoro vest and come along to join in a fun safe morning walk to school!

# 2023 Foundation Enrolment Information



## Bethal Primary School

### ENROL YOUR CHILD

### FOR 2023 NOW!



Bethal Primary School is taking enrolments for 2023 now.

For information about enrolments please call

**9309 7626**

or email

[bethal.ps@education.vic.gov.au](mailto:bethal.ps@education.vic.gov.au)

**Collaboration | Perseverance | Respect**

**Starting School at Bethal PS in 2023?**

**ENROL Now to secure your place!**

Do you have a child starting school next year? Have you handed in your enrolment forms in?

At this stage we already have enrolments coming in for Foundation next year and with our numbers are growing.

If you know any families which have a child starting at our school next year, please encourage them to enrol at the office as soon as possible.

## Bethal Primary School



# School Tours



## Fridays at 10am

Call 9309 7626 and Book Your School Tour



Welcome to the second SPS “speech box” for the year. This speech box considers the types of questions you can ask your child to elicit information. Each speech box will cover a different topic and provide information and suggestions for things you can do at home to support your child with their learning. If you would like further information, contact the SPS speech pathologist at the school.

### Generating language through questions

There are many types of questions you can ask your child to get information. Often adults ask children closed ended questions which will generate single word responses. Ask open ended questions and try to set up a daily routine for talking about the day. Encourage responses in sentences.

Often when parents ask the questions

- “How was school today?”                      response - “ok”
- “What did you do?”                              response - “nothing”

Instead try asking “what was something good that happened at school today and tell me why it was good?”

Rather than asking these questions at the busy, noisy school pick up time try asking it at the dinner table or as part of bedtime routine. Get everyone to take turns asking the questions and take turns answering them.

Initially you might use a starter phrase

“One good thing that happened today was...”

“It was good because...”

Include “why do you think...” or “what would happen if ...” types of questions that don’t have a right or wrong answer.

Questions can relate to imaginary scenarios “*what do you think would happen if instead of driving home I drove us all to the moon?*”

Children often enjoy nonsense scenarios and can come up with some wonderfully creative responses.

Include a family word for the week that everyone needs to try and use each day. The word for this week could be **/magnificent/**.

\*Remember to try and get your child to respond in sentences. Producing good oral sentences in conversation is a precursor to being able to produce good sentences in written work. Make sure you allow enough think time for a



# BETHAL COMMUNITY HUB



**Tuesdays**  
**9:30-11:30a.m**  
**BER Building**  
**Learn with your child,**  
**get them ready for**  
**Kinder & have fun!**  
Contact Suzan



**BEGINNERS**  
**ENGLISH**  
**Thursdays**  
**9-11a.m**  
**BER Building**  
(Childminding provided)  
**ENGLISH**  
**CONVERSATION**  
**Wednesdays &**  
**Thursdays 4-5p.m**  
**Online on Zoom**  
Contact Nella



**SEWING**  
**Fridays 9-11a.m**  
**BER Building**  
This week-  
**Make a Skirt!**  
Next week-  
**Continue making a**  
**Skirt!**  
Contact Jenny

Sewing classes  
Coffee & Chat  
Playgroup  
English classes

**Mondays**  
**Tuesdays**  
**Wednesdays**  
**Thursdays**

**WOMEN'S WELLBEING**  
Fitness  
Computer classes  
breakfast club

Please contact  
Nella or Suzan



**WOMEN'S**  
**WELLBEING**  
**G**  
**Wednesday**  
**s9-11a.m**  
**BER Building**  
**Learn about Self Care**  
**& Women's Health!**



**COFFEE & CHAT**  
**Mondays & Tuesdays**  
**9-11a.m**  
**BER building**  
**Meet others and get some support &**  
**learn about Compass!**  
Contact Nella



**WOMEN'S FITNESS**  
**Wednesdays 11-12p.m**  
**BER Building**  
**Get fit & enjoy fun exercises!**  
Contact Suzan

# BETHAL COMMUNITY HUB

Bethal Community Hub is a friendly and safe space for everyone in the community. We are located in the BER building and are here to support you! We can help with education, I.T and offer support for newly arrived migrants.

If we can't help you directly, we can link you with a service that can.

We offer women a place to **LEARN** new things, **CONNECT** with other women in the community and **SHARE** experiences and stories with each other.

We would like to invite **FATHERS** to the Hub. If you are a **father** and would like to be part of our **Fathering Project** please contact us. The program will help you to engage with your children, become part of the school community and meet other fathers.

We would love for you to join us!

المركز المجتمعي بمدرسة بېثول هو مكان آمن وودى للجميع.

نحن موجودون بمبنى البير ونحن هنا لدعمكم ومساعدتكم في التعلم وتكنولوجيا المعلومات. نقوم

بتقديم الدعم للمهاجرين الجدد وإذا لم نتمكن من تقديم الدعم بشكل مباشر فانه يمكننا توجيهم الى الخدمات التي يمكنها دعمكم.

نقدم للخدمات خدمة تعلم أشياء جديدة والتواصل مع مجموعات اخريات في المجتمع لتبادل الخبرات والمعلومات مع بعضهن.

نود اضافة هذا المصطلح الى مركزنا المجتمعي (الباء) اذا

كنت ابا وتود المشاركة في برنامج الأبوة الذي سوف نقدمه، نضال تواصل معنا

سوف يقوم البرنامج بمساعدتك على المشاركة في تعلم طفلك وان تكون جزءاً من المجتمع المدرسي ومواجهة آباء آخرين.

نود انضمامكم اليها

## \$250 Power Bonus

The government is giving everyone who has an Electricity bill in their name \$250. To help families apply for this bonus the Community Hub is collecting the bills for ECCV to process the applications. Please see **Nella or Amira at the Hub (BER building)** at the below times.

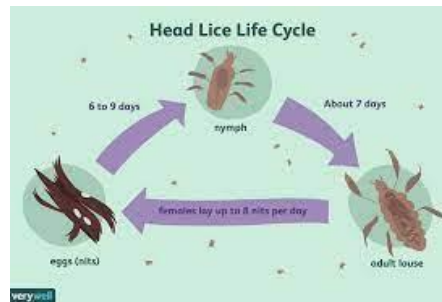
Hub Leader: **Nella**

Monday-Thursday 9-2p.m

Hub Team Member: **Amira** (Arabic)

Wednesday-Thursday 9-12p.m

**Ph: 9309 7626 and ask for the Hub!**



## Head Lice

Dear Parents/Guardians/Carers,

It has come to my attention that some students in the school may have head lice and I seek your cooperation in checking your child's hair.

Head lice do not transmit infectious diseases – they are transmitted by having head-to-head contact with someone who has head lice. You may be reassured to know that head lice commonly found in places other than Bethal. Head Lice are common in school-aged children and are the most adaptable of creatures. They have survived living solely on humans for 10,000 years!

### **What can you do?**

I seek your cooperation in checking your child's hair and in these instances where head lice or eggs are found, treating your child's hair.

### **How to treat my child for head lice?**

The attached pamphlet (as noted above) has informative guidelines regarding detecting and treating head lice and eggs. The school also has additional information available regarding treatment and controlling head lice.

### **When can my child return to school?**

Health regulations requires that where a child has head lice, that children should not return to school until the day after appropriate treatment has started. Please note, this refers only to those children who have live head lice and does not refer to head lice eggs.

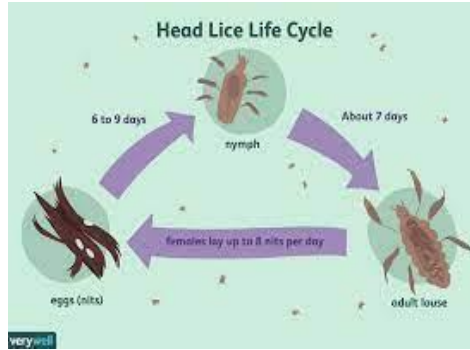
Bethal is aware that head lice can be a sensitive issue and is committed to maintaining your confidentiality.

Kind Regards,

David Warren

Principal





### قمل الرأس

أعزائي أولياء الأمور/ الأوصياء/ مقدمي الرعاية,

لقد لفت انتباهي ذلك أن بعض الطلاب في المدرسة قد يعانون من قمل الرأس وأسعى للحصول على تعاونكم في فحص شعر طفلك.

قمل الرأس لا ينقل الأمراض المعدية, فهو ينتقل عن طريق الاتصال المباشر مع شخص مصاب بقمل الرأس. قد تشعر بالاطمئنان لمعرفة أن قمل الرأس موجود بشكل شائع في أماكن أخرى غير مدرستنا. قمل الرأس شائع عند الأطفال في سن المدرسة وهو الأكثر قدرة على التكيف من بين الكائنات الحية. لقد نجوا من العيش فقط على البشر لمدة 10000 عام!

### ما الذي تستطيع القيام به؟

أسعى لتعاونكم في فحص شعر طفلك وفي هذه الحالات التي يتم فيها العثور على قمل أو بيضه, يجب معالجة شعر طفلك.

### كيف أعالج طفلي من قمل الرأس؟

يحتوي الكتيب المرفق (كما هو مذكور أعلاه) على إرشادات إعلامية فيما يتعلق باكتشاف قمل الرأس والبيض ومعالجتهما. أيضاً معلومات إضافية متاحة فيما يتعلق بعلاج قمل الرأس والسيطرة عليه.

### متى يمكن لطفلي العودة إلى المدرسة؟

أنه في حالة إصابة الطفل بقمل الرأس يجب ألا يعود الأطفال إلى المدرسة إلا بعد يوم من بدء العلاج المناسب. يرجى ملاحظة أن هذا يشير فقط إلى الأطفال الذين يعانون من قمل الرأس الحي ولا يشير إلى بيض قمل الرأس.

مدرستنا تدرك أن قمل الرأس يمكن أن يكون مشكلة حساسة وتلتزم بالحفاظ على سريتك.

أطيب التحيات,

David Warren

المديرة

**While children are at school many families will have contact with head lice. The information contained here will help you treat and control head lice.**

## Catching head lice

Head lice have been around for many thousands of years. Anyone can get head lice.

Head lice are small, wingless, blood sucking insects. Their colour varies from whitish-brown to reddish-brown. Head lice only survive on humans. If isolated from the head they die very quickly (usually within 24 hours).

People get head lice from direct hair to hair contact with another person who has head lice. This can happen when people play, cuddle or work closely together.

Head lice do not have wings or jumping legs so they cannot fly or jump from head to head. They can only crawl.

## Finding head lice

Many lice do not cause an itch, so you have to **look carefully to find them**.

Head lice are found on the hair itself and move to the scalp to feed. They have six legs which end in a claw and they rarely fall from the head. Louse eggs (also called nits) are laid within 1.5 cm of the scalp and are firmly attached to the hair. They resemble dandruff, but can't be brushed off.

Lice can crawl and hide. The easiest and most effective way to find them is to follow these steps:

- Step 1** Comb any type of hair conditioner on to dry, brushed (detangled) hair. This stuns the lice and makes it difficult for them to grip the hair or crawl around.
- Step 2** Now comb sections of the hair with a fine tooth, head lice comb.
- Step 3** Wipe the conditioner from the comb onto a paper towel or tissue.
- Step 4** Look on the tissue and on the comb for lice and eggs.
- Step 5** Repeat the combing for every part of the head at least four or five times.

If lice or eggs are found, the hair should be treated.

If the person has been treated recently and you only find empty hatched eggs, you may not have to treat, as the empty eggs could be from a previous episode.

## Treating head lice

Treating head lice involves removing lice and eggs from the hair. There are two ways you can do this:

1. Buying and using a head lice lotion or shampoo, following the instructions on the product
2. Using the conditioner and comb method (described under 'finding head lice') every second day until there have been no live lice found for ten days.

If you choose to use a head lice product always read and follow the instructions provided with the product carefully. The following points may also be helpful:

- Head lice products must be applied to all parts of the hair and scalp.
- No treatment kills all of the eggs so treatment must involve two applications, seven days apart. The first treatment kills all lice; the second treatment kills the lice that may have hatched from eggs not killed by the first treatment.
- Cover the person's eyes while the treatment is being applied. A towel is a good way to do this.
- If you are using a lotion, apply the product to dry hair.
- If you are using a shampoo, wet the hair, but use the least amount of water possible.
- Apply the treatment near the scalp, using an ordinary comb to cover the hair from root to tip. Repeat this several times until all the hair is covered.

There is no need to treat the whole family - unless they also have head lice.

Concentrate on the head - there is no need to clean the house or the classroom.

Only the pillowcase requires washing - either wash it in hot water (at least 60°C) or dry it using a clothes dryer on the hot or warm setting.

## Testing resistance

Head lice products belong in one of the following categories depending on the active compound they contain:

- pyrethrins
- synthetic pyrethroids (permethrin, bioallethrin)
- organophosphates (maldison or malathion)
- herbal with or without natural (non-chemical) pyrethrins.

Insecticide resistance is common, so you should test if lice are dead. If they are, treat again in seven days using the same product. If the lice are not dead, the treatment has not worked and the lice may be resistant to the product and all products containing the same active compound. Wash off the product and treat as soon as possible using a product containing a different active compound. If the insecticide has worked, the lice will be dead within 20 minutes.

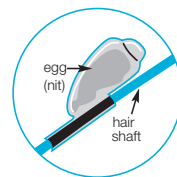
Any head lice product could cause a reaction and should be used with care by women who are pregnant or breastfeeding, children less than 12 months old and people with allergies, asthma or open wounds on the scalp. If you are unsure, please check with your pharmacist or doctor.

## Head lice combs

Combs with long, rounded stainless steel teeth positioned very close together have been shown to be the most effective, however, any head lice comb can be used.

## Head lice eggs

Head lice eggs are small (the size of a pinhead) and oval. A live egg will 'pop' when squashed between fingernails.



Dead eggs have crumpled sides and hatched eggs look like tiny boiled eggs with their tops cut off.

## Regulations

According to the Public Health and Wellbeing Regulations 2009, children with head lice can be readmitted to school or children's service centres after treatment has commenced.

The department recommends a child with head lice can be treated one evening and return to school or children's service centres the next day, even if there are still some eggs present. There is no need to miss school or child care because of head lice.

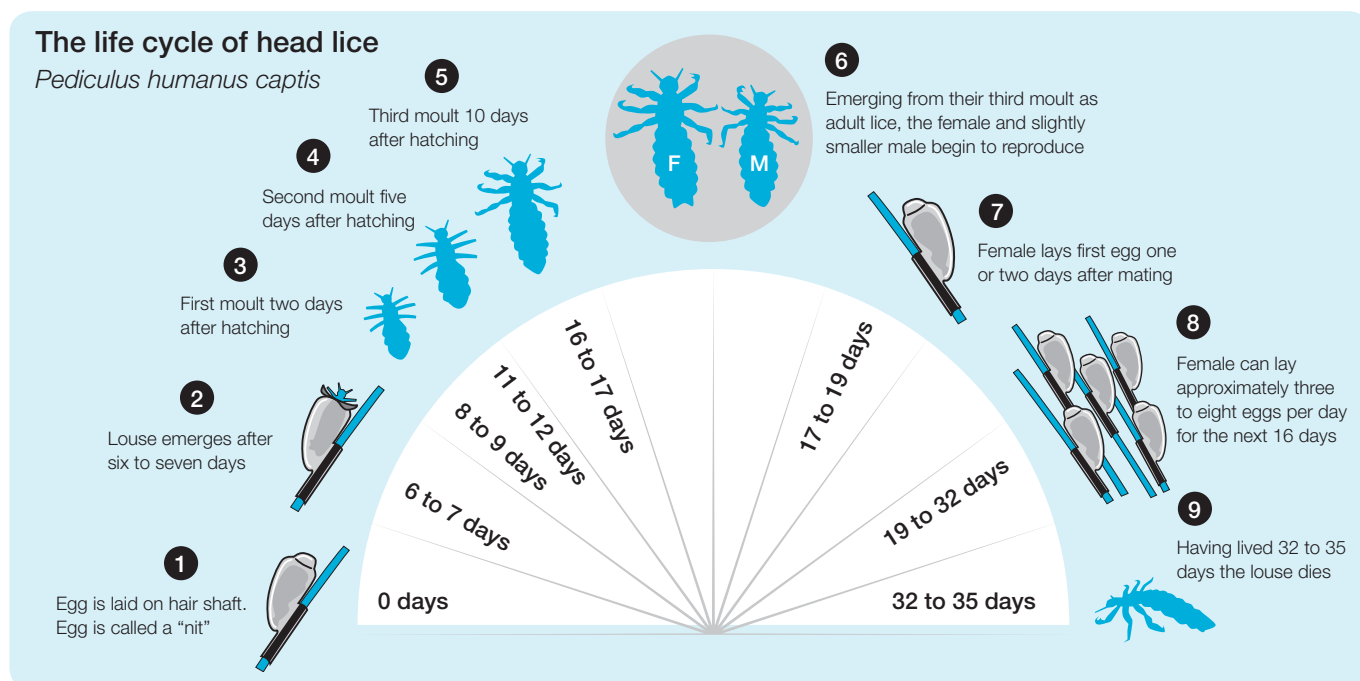
## Preventing head lice

Check your child's head regularly with comb and conditioner. There is no research to prove that chemical or herbal therapies can prevent head lice.

## Further information

The following website offers further information:

[www.health.vic.gov.au/headlice](http://www.health.vic.gov.au/headlice)



The information in this pamphlet is based on the research conducted and written by Associate Professor Rick Speare and the team of researchers at, School of Public Health and Tropical Medicine, James Cook University.

Cover concept by students from St Patrick's Primary School, West Geelong. Life cycle diagram courtesy of Nitpickers Qld.  
© Copyright Department of Health 2010. Authorised by the State Government of Victoria, 50 Lonsdale Street, Melbourne. November 2010. PH468. (1010013)